

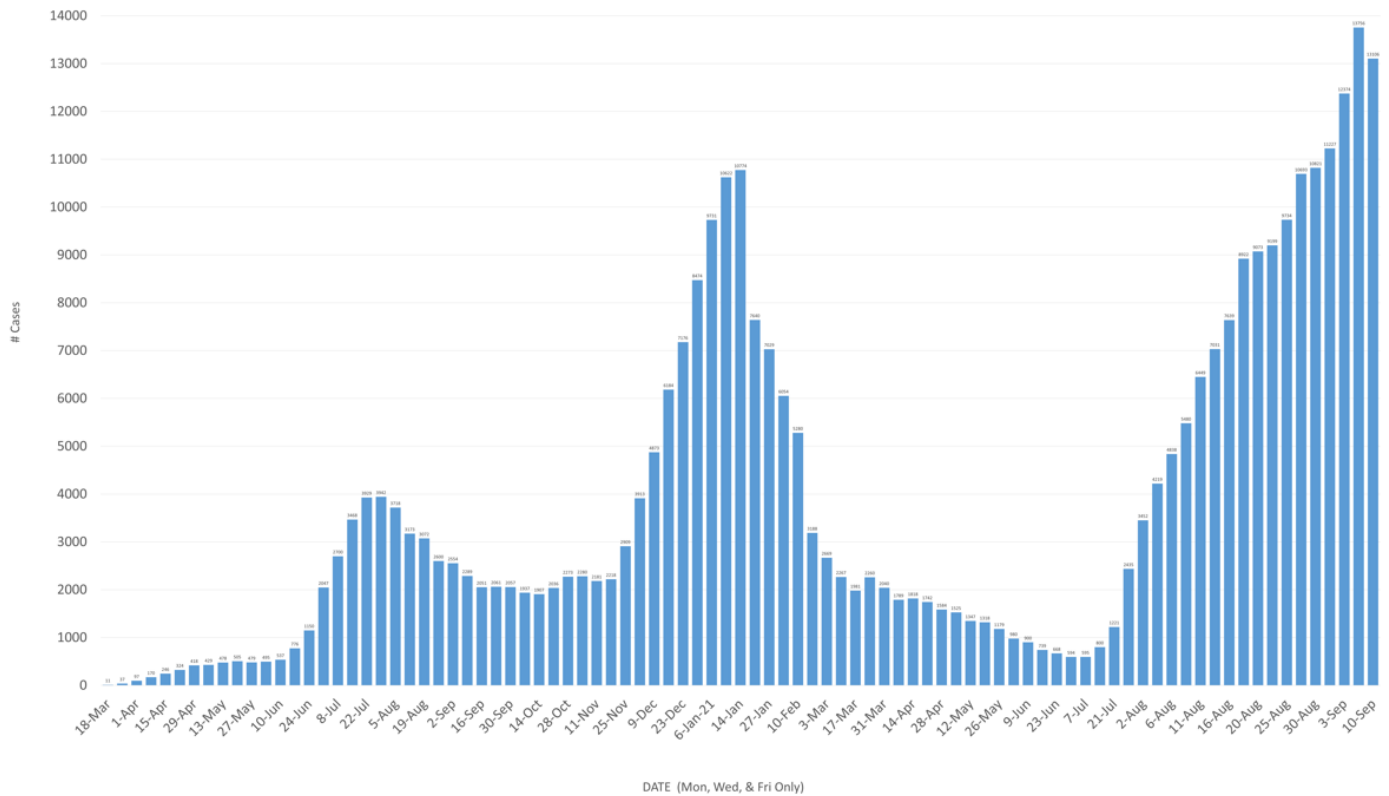


Date: 9/10/2021

MONTGOMERY COUNTY COVID-19 UPDATE

MONTGOMERY COUNTY – Montgomery County Public Health District, in conjunction with the Montgomery County Office of Homeland Security and Emergency Management, can confirm we remain at record high levels of COVID-19 active cases in Montgomery County.

Active Cases at a Glance



Have you been vaccinated for COVID-19? We strongly recommend it. Even if you contract COVID-19 after vaccination, the chances of severe illness, hospitalization and death are low. Just 54 percent of eligible Montgomery County residents are vaccinated. Need to find a vaccine? Click here for additional vaccine sites: <https://www.vaccines.gov/>.



Public Health
Prevent. Promote. Protect.

September 10, 2021
Residents of
Montgomery Co.,
TX



COVID-19 VACCINATIONS

Fully Vaccinated: 272,383
Total Population 12+: 503,062
Vaccination Rate: 54.15%

SOURCE: TX DSHS

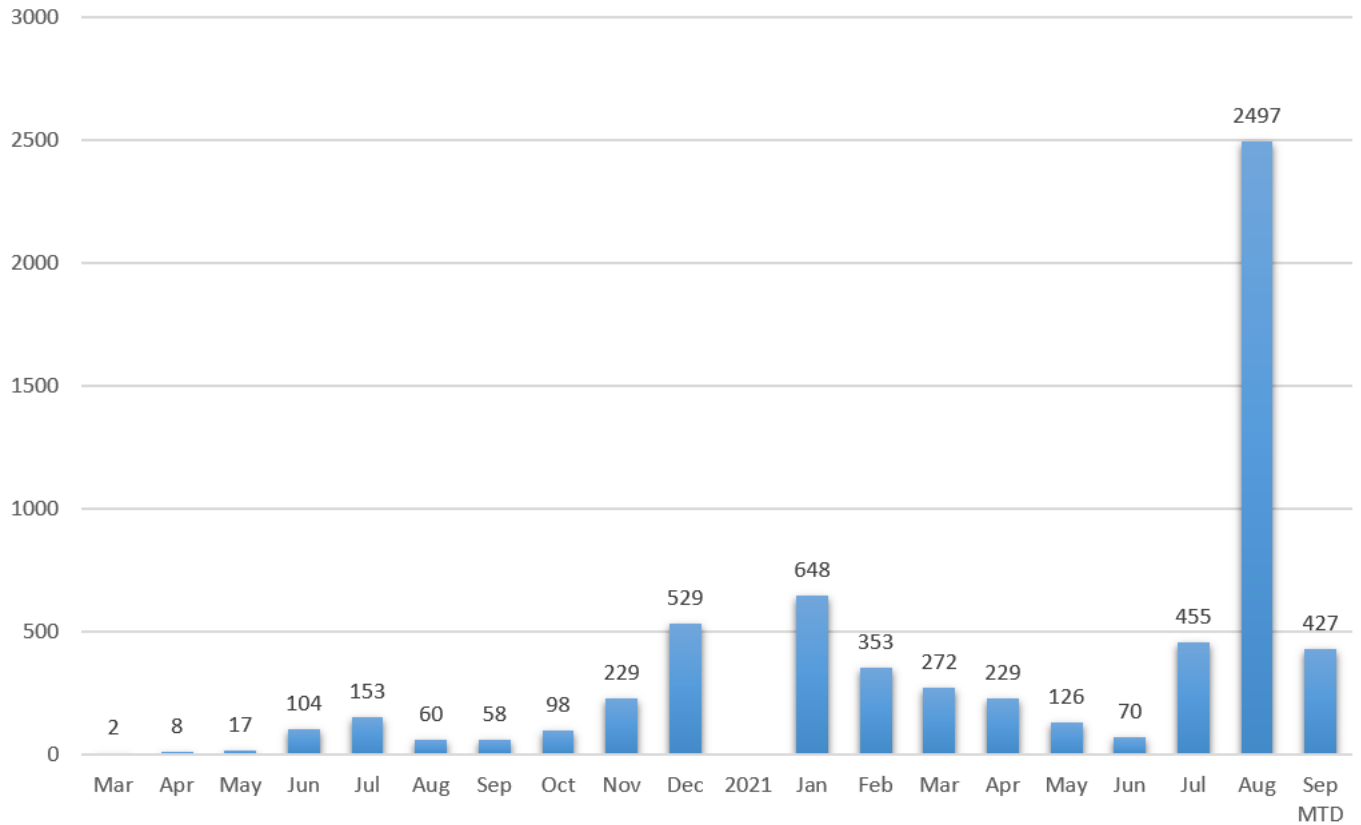
Today, we can also confirm four additional deaths related to COVID-19.

- A man in his 40s, from Porter, died in the hospital. There were no co-morbidities noted in his medical records. He was not vaccinated.
- A man in his 50s, from Conroe, died in the hospital. He had co-morbidities in addition to testing positive for COVID-19. He was not vaccinated.
- A woman in her 60s, from Conroe, died in the hospital. She had co-morbidities in addition to testing positive for COVID-19. She was not vaccinated.
- A man in his 70s, from Conroe, died in the hospital. He had co-morbidities in addition to testing positive for COVID-19. He was not vaccinated.

We can also confirm:

- TOTAL cases of COVID-19 increased by 916 to 79,450 since Wednesday's (9/8) report.
 - Of the 916 new cases, 158 are under the age of 12 and not eligible for vaccination.

COVID-19 CASES IN CHILDREN 0-11 Years of Age



- ACTIVE cases of COVID-19 decreased by 650 to 13,106 since Wednesday’s (9/8) report.
 - Today, we accounted for 1,557 additional inactive cases who we have been unable to contact for 30 days or more.
- 349 county residents are known, as a result of contact investigations, to be in the hospital. Contact investigations have not been initiated on all reported cases.
- 32,087 people have clinically recovered.

The Testing Positivity Rate for Montgomery County remains at 20%, down from 21% last Friday (9/3).

Source: UT Health, School of Public Health

**These numbers include PCR and rapid antigen testing. We do not include antibody testing.*



COVID-19 UPDATE

Public Health
Prevent. Promote. Protect.

Active Cases: 13,106

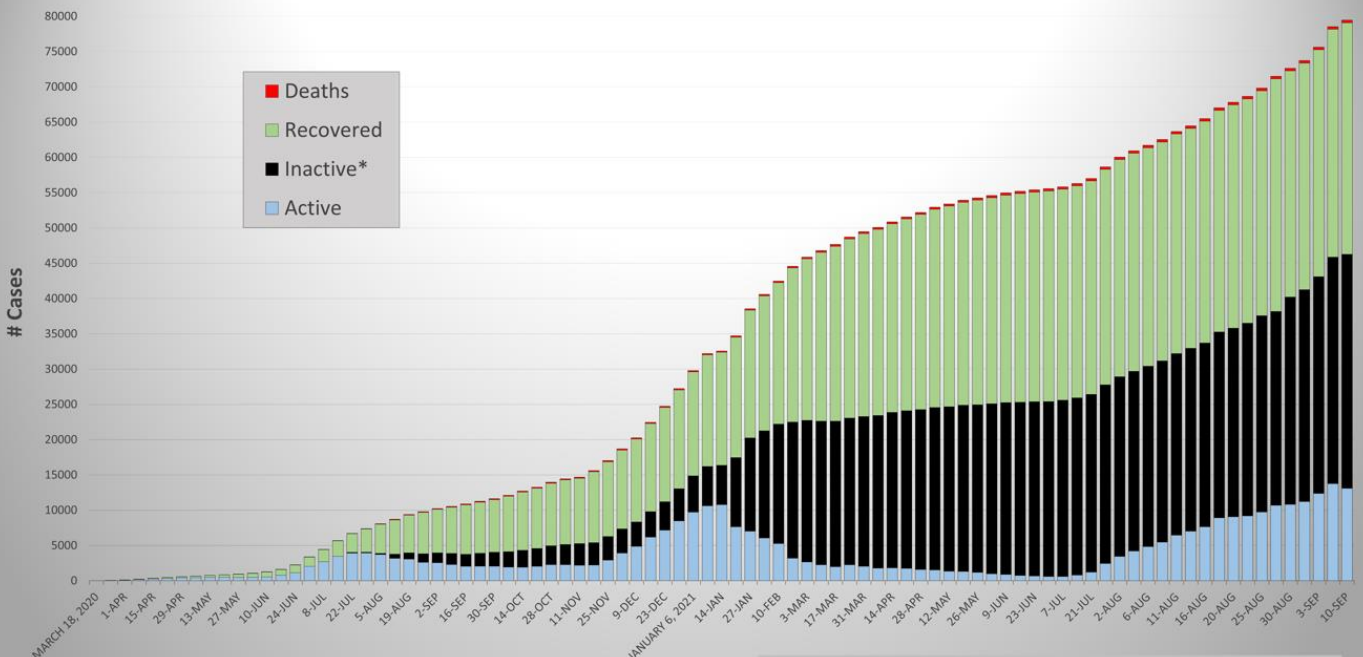
September 10, 2021
Residents of
Montgomery Co., TX

* Reinfection is defined by DSHS as 2 positive PCR tests at least 90 days apart, with no consecutive tests in between.

Reinfected: 27*
Hospitalized: 349
Recovered: 32,087
Deaths: 381
Total: 79,450

KEY CHANGES
(vs. 9/8/2021)
Active cases - 650
Hospitalizations + 19
Recoveries + 8
Deaths + 4
Total cases + 916

Montgomery County COVID-19 Positive Cases



Date

- Data posted every Mon, Wed, & Fri, beginning August 2, 2021.

- Data includes antigen tests.

- Inactive: MCPHD unable to contact individual after 30 days, post initial reporting to MCPHD.



Public Health
Prevent. Promote. Protect

COVID-19 UPDATE

PATIENTS HOSPITALIZED IN MONTGOMERY COUNTY

Updated Sept. 10, 2021
Numbers reflect county and
non-county residents.

Total Hospitalized: 384
(- 20)

ICU: 93

General/Isolation: 291

*Data represented in this graph is provided by SETRAC, as reported by hospitals in Montgomery County, Texas only. Only confirmed COVID-19 patients are included, regardless of residence.

For more info: setrac.org.

SETRAC data for regional hospitalizations can be found here: <https://bit.ly/3jwhdiV>.

Did you receive a first dose of vaccine at one of the drive-thru events in the past month? If so, it's almost time for your 2nd dose!

MONTGOMERY COUNTY PRECINCT 3

The Howard Hughes Corporation Parking Area, 2133 Timberloch Place, The Woodlands, TX 77380

Friday, 10 September 2021 – 9:00 am to 7:00 pm
Saturday, 11 September 2021 – 9:00 am to 3:00 pm
Sunday, 12 September 2021 – 9:00 am to 3:00 pm

MONTGOMERY COUNTY PRECINCT 4

East Montgomery County YMCA
16401 First Street
Splendora, TX 77372

Sept. 13, 14 & 15 (Mon. – Wed.)

8:00 am – 4:30pm

Still need your first dose? Splendora ISD & DSHS is offering a clinic next week.

Splendora ISD Administration Building (Entrance F)
23419 FM 2090
Splendora, TX 77372

Sept. 13 & 14 (Mon. & Tues.)

3:00 pm – 6:00 pm

Looking for a downloadable case list? The COVID-19 dashboard for Montgomery County can be found here: <https://coronavirus-response-moco.hub.arcgis.com/>.

Have a question about COVID-19? You can reach the Montgomery County COVID-19 Call Center at 936-523-3916. It is open Monday-Thursday from 8:00am-4:30pm and Friday 8:00am-4:00pm.

Do your part to slow the spread of COVID-19. The best way to protect yourself and those around you is to be vaccinated. You should also:

- ***Avoid groups of people.***
- ***Practice social distancing.***
- ***Wear a mask in public (over your nose and mouth) or with others who live outside your household. Never share a mask with others.***
- ***Wash your hands or use hand sanitizer frequently.***
- ***Disinfect surfaces in your car and around your home.***