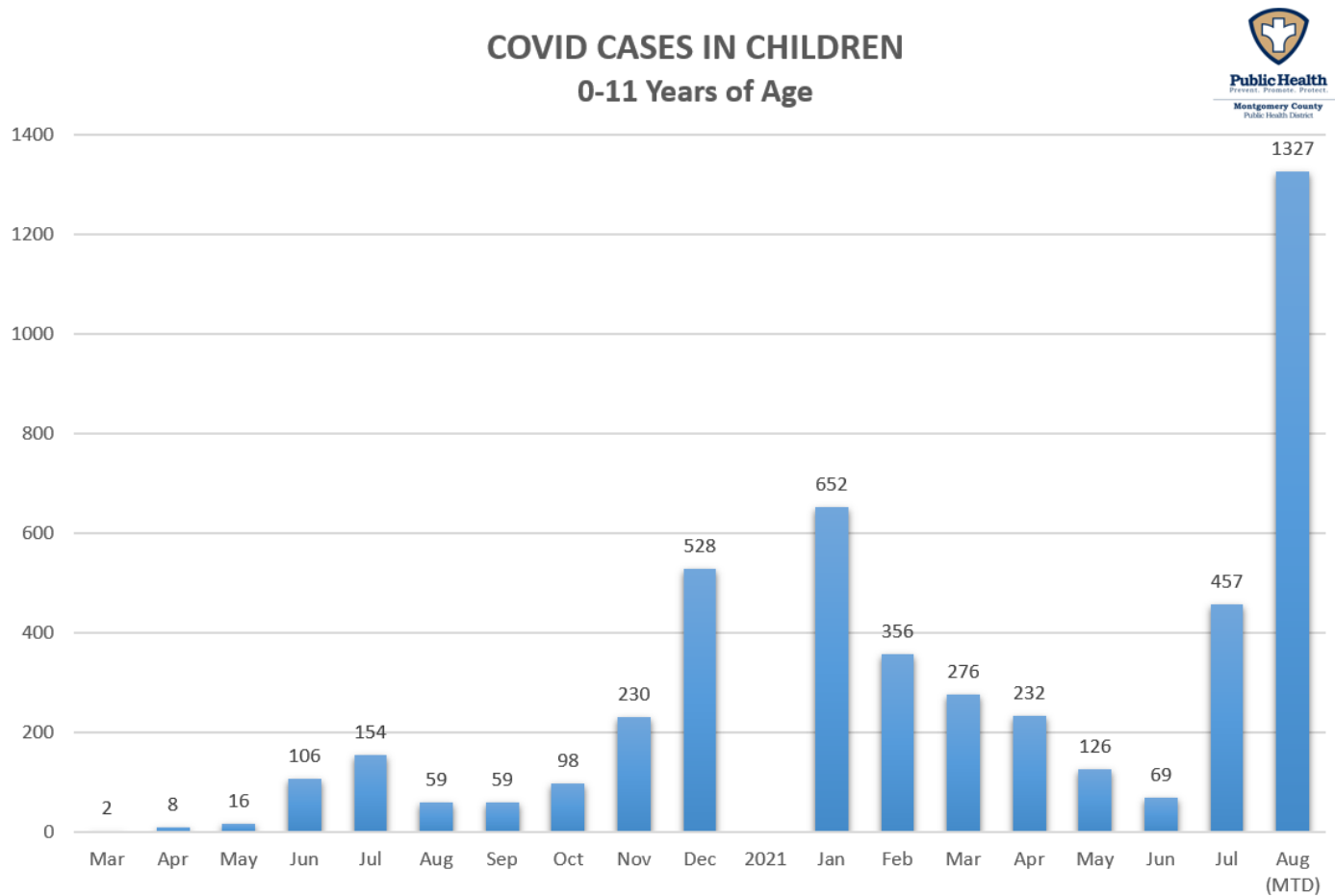




Date: 8/27/2021

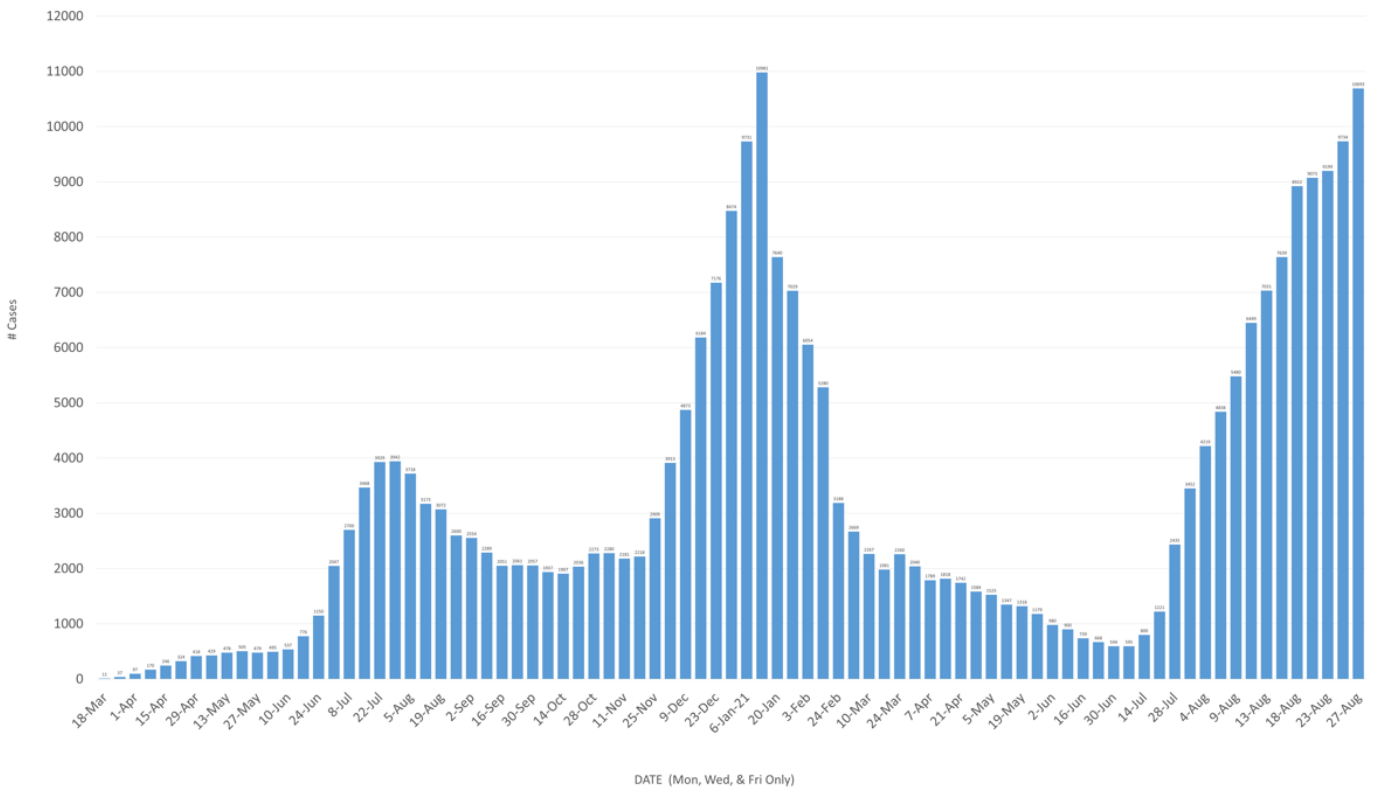
MONTGOMERY COUNTY COVID-19 UPDATE

MONTGOMERY COUNTY – Montgomery County Public Health District, in conjunction with the Montgomery County Office of Homeland Security and Emergency Management, can sadly confirm another all-time high of children (0-11 years of age) who have tested positive for COVID-19 in Montgomery County. This number has now more than doubled the previous record set back in the entire month of January 2021.

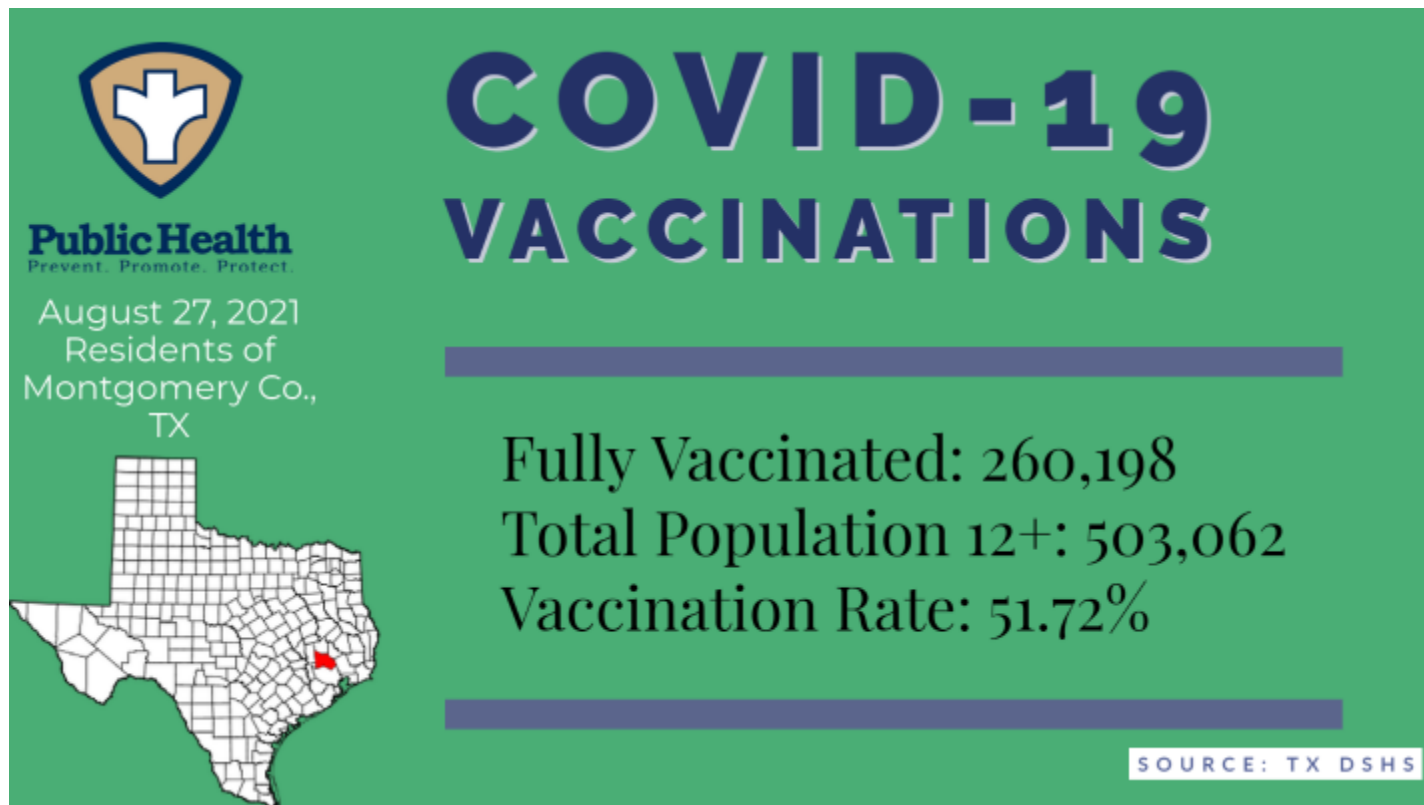


We can also confirm the number of **active cases** is the 2nd highest it has been since the pandemic began, just 288 cases below the all-time high set in January 2021.

Active Cases at a Glance



Have you been vaccinated for COVID-19? We strongly recommend it. Even if you contract COVID-19 after vaccination, the chances of severe illness, hospitalization and death are low. Just 52 percent of eligible Montgomery County residents are vaccinated. Need to find a vaccine? Click here for additional vaccine sites: <https://www.vaccines.gov/>.



Today, we can confirm two additional deaths related to COVID-19.

- A man in his 40s, from Porter, died in the hospital. He had co-morbidities in addition to testing positive for COVID-19. He was not vaccinated.
- A woman in her 60s, from Porter, died in the hospital. She had co-morbidities in addition to testing positive for COVID-19. She was not vaccinated.

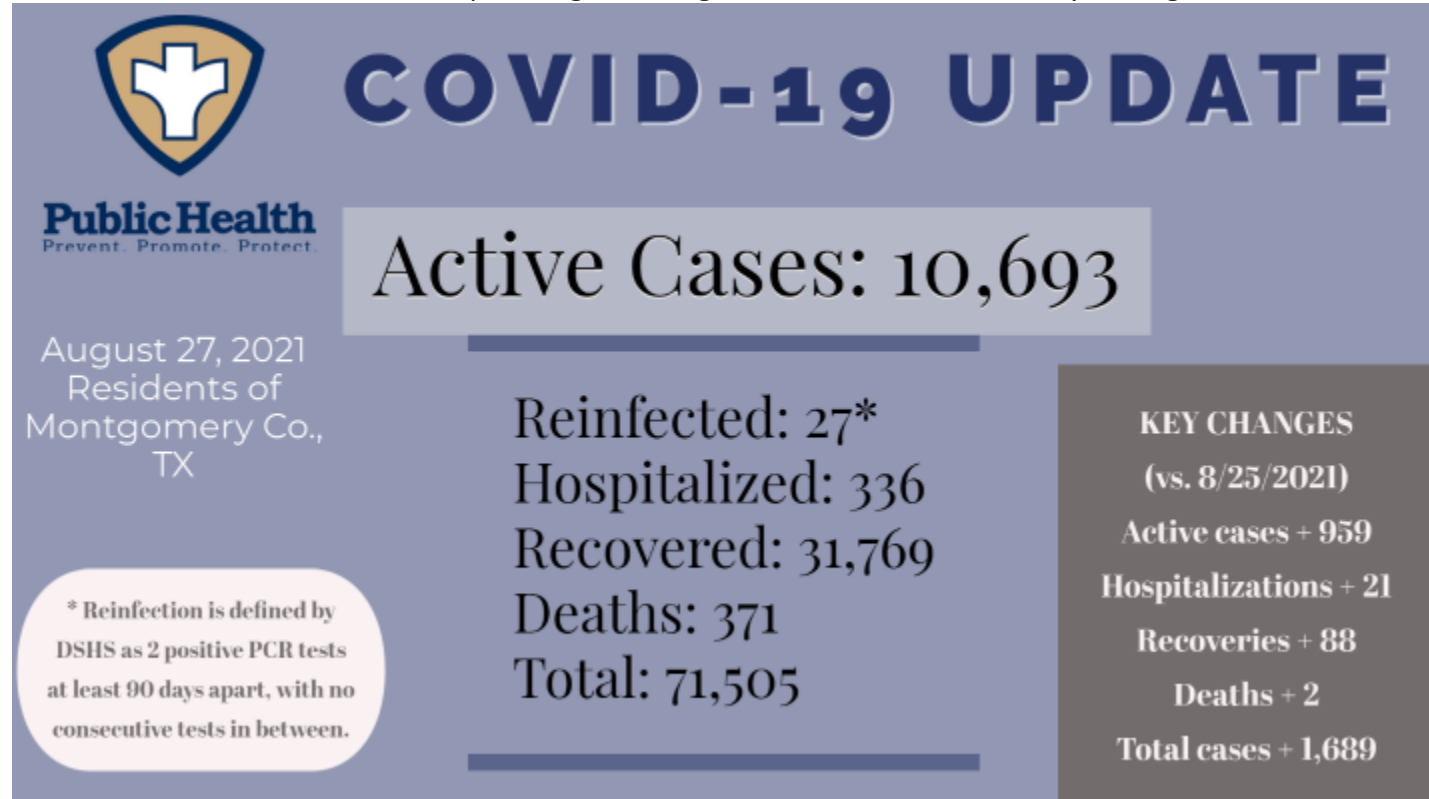
We can also confirm:

- TOTAL cases of COVID-19 increased by 1,689 to 71,505 since Wednesday's (8/25) report.
 - Of the 1,689 new cases, 344 are under the age of 12 and not eligible for vaccination.
- ACTIVE cases of COVID-19 increased by 959 to 10,693 since Wednesday's (8/25) report.
 - Today, we added 637 additional inactive cases who we have been unable to contact for 30 days or more.
- 336 county residents are known, as a result of contact investigations, to be in the hospital. Contact investigations have not been initiated on all reported cases.
- 31,769 people have clinically recovered.

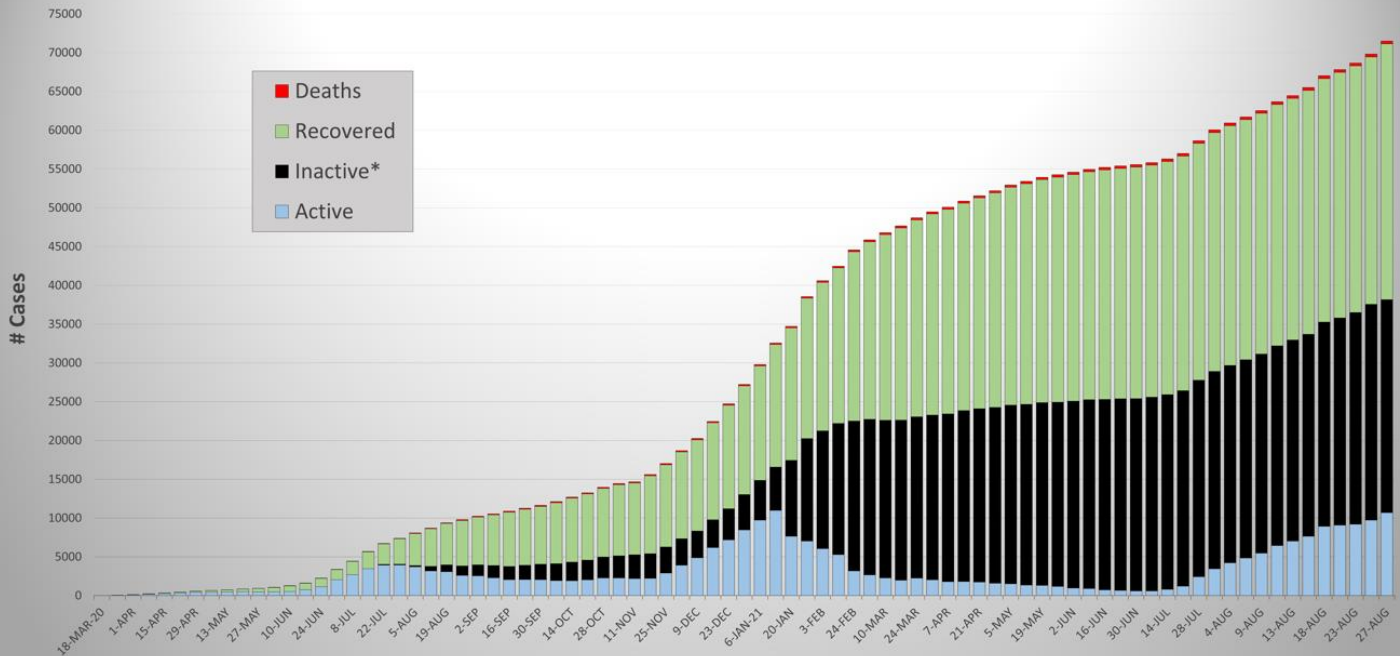
The Testing Positivity Rate for Montgomery County has decreased to 21%, down from 22% on Wednesday.

Source: UT Health, School of Public Health

**These numbers include PCR and rapid antigen testing. We do not include antibody testing.*



Montgomery County COVID-19 Positive Cases



Date

- Data posted every Mon, Wed, & Fri, beginning August 2, 2021.
- Data includes antigen tests.
- Inactive: MCPHD unable to contact individual after 30 days, post initial reporting to MCPHD.



Public Health
Prevent. Promote. Protect.

COVID-19 UPDATE

PATIENTS HOSPITALIZED IN MONTGOMERY COUNTY

Updated August 27, 2021
Numbers reflect county and non-county residents.

*Data represented in this graph is provided by SETRAC, as reported by hospitals in Montgomery County, Texas only. Only confirmed COVID-19 patients are included, regardless of residence.

For more info: setrac.org.

Total Hospitalized: 372
(- 23)

ICU: 98

General/Isolation: 274

SETRAC data for regional hospitalizations can be found here: <https://bit.ly/3jwhdiV>.

Looking for a downloadable case list? The COVID-19 dashboard for Montgomery County can be found here: <https://coronavirus-response-moco.hub.arcgis.com/>.

Have a question about COVID-19? You can reach the Montgomery County COVID-19 Call Center at 936-523-3916. It is open Monday-Thursday from 8:00am-4:30pm and Friday 8:00am-4:00pm.

Do your part to slow the spread of COVID-19. The best way to protect yourself and those around you is to be vaccinated. You should also:

- ***Avoid groups of people.***
- ***Practice social distancing.***
- ***Wear a mask in public (over your nose and mouth) or with others who live outside your household. Never share a mask with others.***
- ***Wash your hands or use hand sanitizer frequently.***
- ***Disinfect surfaces in your car and around your home.***